


North Main Street Transportation Survey

1 Are you an Ann Arbor resident? Required

Multi Choice | Skipped: 0 | Answered: 451 (100%)

[Hide Question](#)



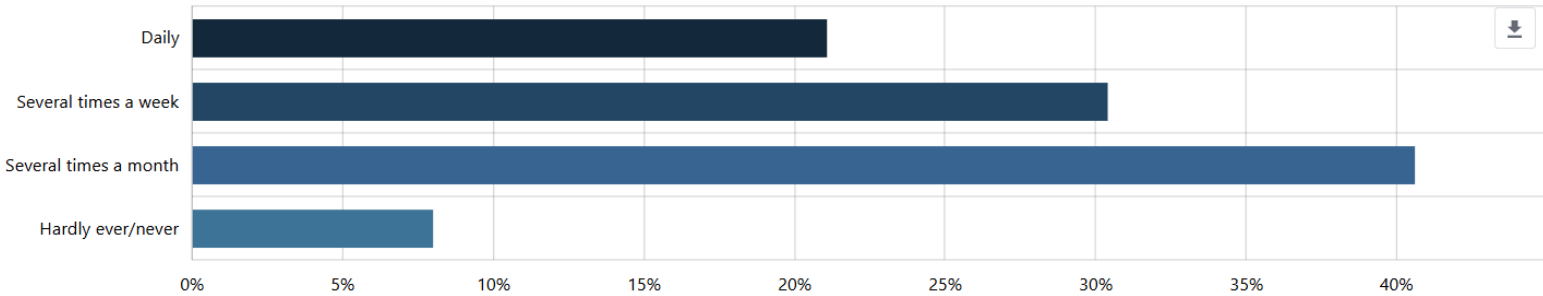
[Hide contribution data](#)

Answer Choices	Percent	Count
Yes	90.02%	406
No	9.98%	45
Total	100.00%	451

2 I travel on or along the North Main Street Corridor Required

Multi Choice | Skipped: 0 | Answered: 451 (100%)

[Hide Question](#)



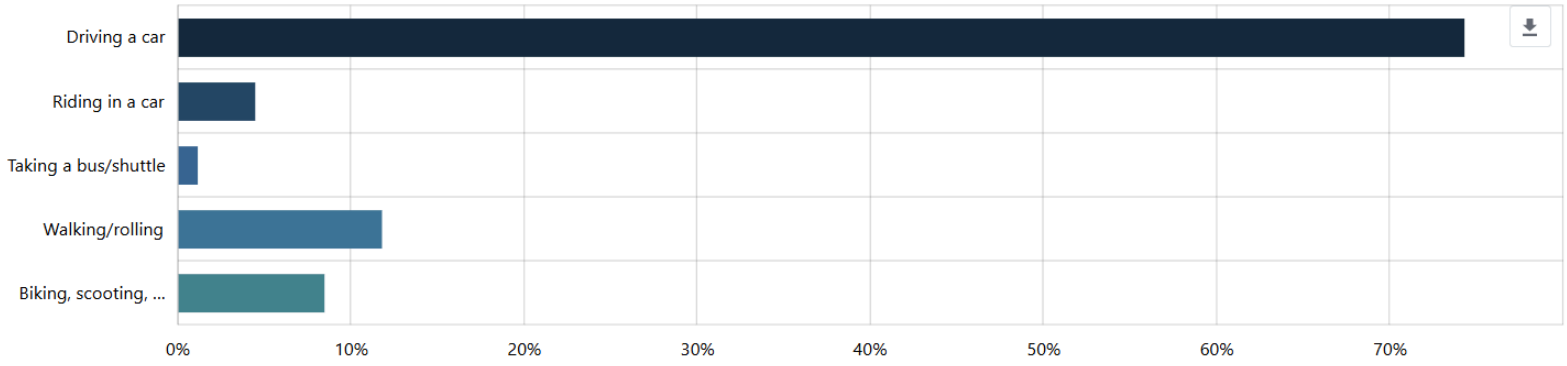
[Hide contribution data](#)

Answer Choices	Percent	Count
Daily	21.06%	95
Several times a week	30.38%	137
Several times a month	40.58%	183
Hardly ever/never	7.98%	36
Total	100.00%	451

3 How do you typically travel along this corridor? Required

Multi Choice | Skipped: 0 | Answered: 451 (100%)

Hide Question



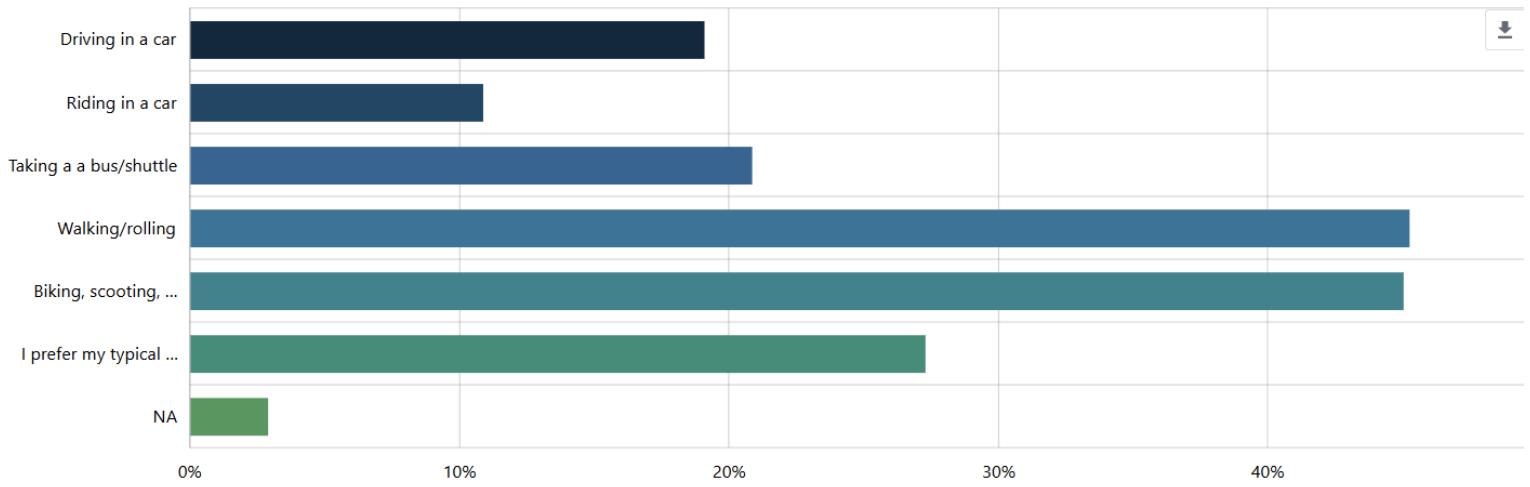
Hide contribution data

Answer Choices	Percent	Count
Driving a car	74.28%	335
Riding in a car	4.43%	20
Taking a bus/shuttle	1.11%	5
Walking/rolling	11.75%	53
Biking, scooting, skateboarding, etc.	8.43%	38
Total	100.00%	451

4 Are there other ways you would like to travel along this corridor? Required

Multi Choice | Skipped: 0 | Answered: 451 (100%)

Hide Question




Hide contribution data

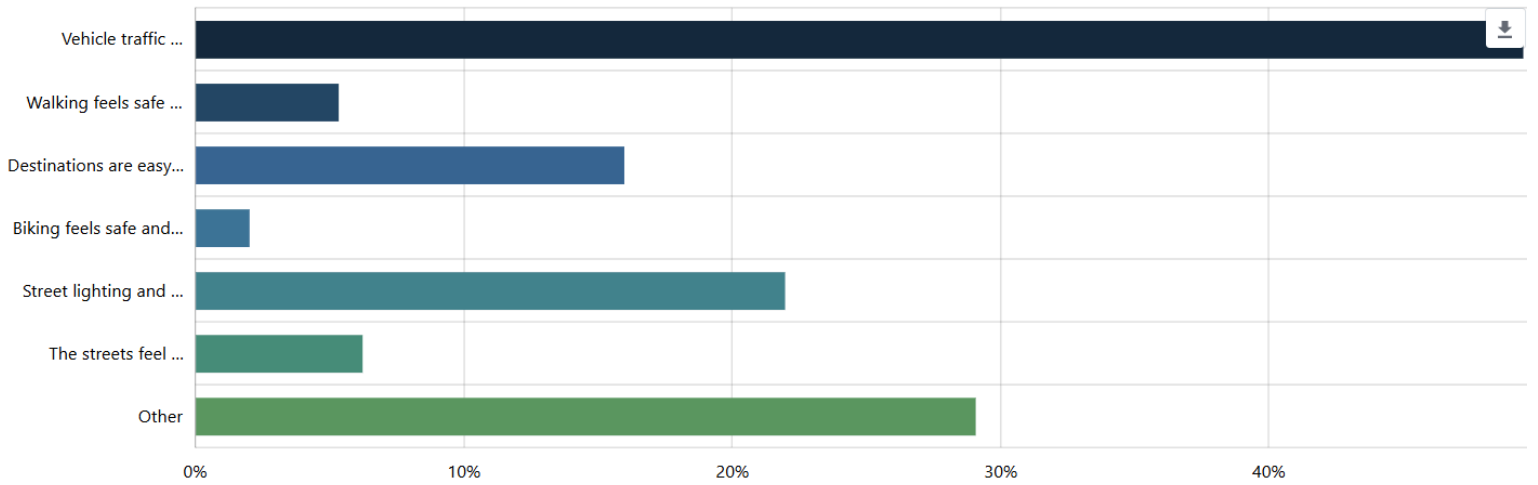
Driving in a car	19.07%	86
Riding in a car	10.86%	49
Taking a a bus/shuttle	20.84%	94
Walking/rolling	45.23%	204
Biking, scooting, skateboarding, etc.	45.01%	203
I prefer my typical travel method	27.27%	123
NA	2.88%	13
Total	100.00%	451

5

What do you think is working well along North Main Street today? Required

Multi Choice | Skipped: 0 | Answered: 451 (100%)

 Hide Question




Hide contribution data

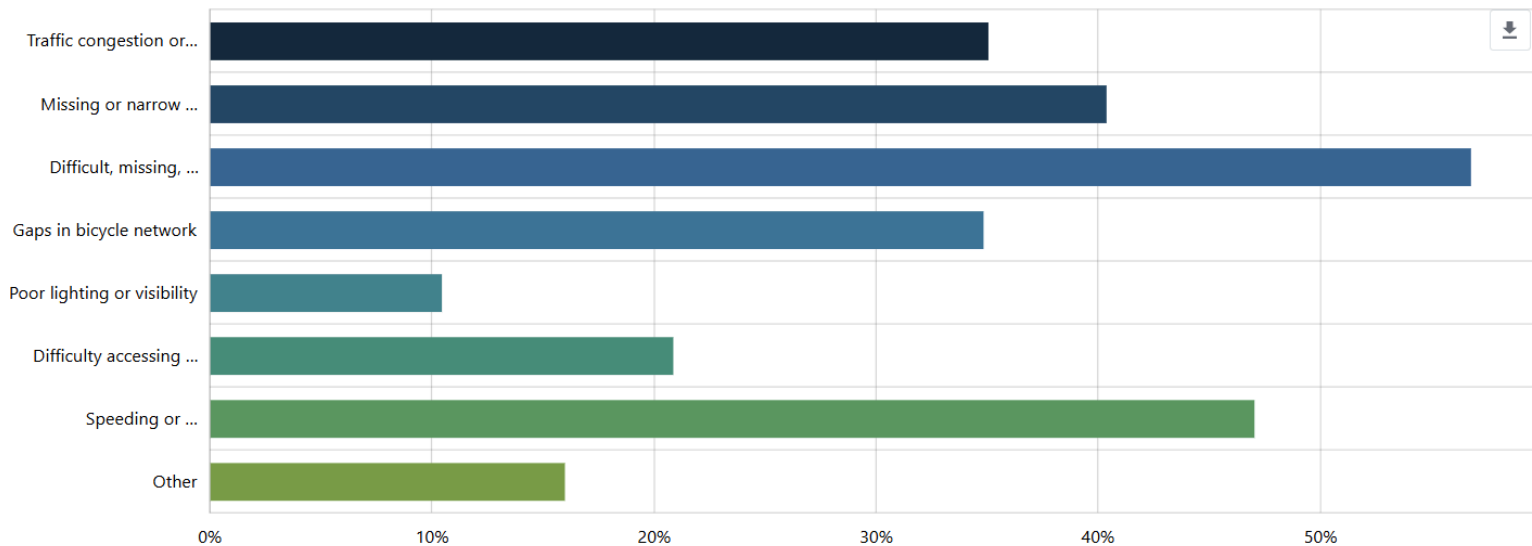
Vehicle traffic generally flows well	49.45%	223
Walking feels safe and comfortable	5.32%	24
Destinations are easy to reach	15.96%	72
Biking feels safe and comfortable	2.00%	9
Street lighting and visibility are good	21.95%	99
The streets feel attractive and are well-maintained	6.21%	28
Other	29.05%	131
Total	100.00%	451

6

What is not working well or causes challenges for you along North Main Street? Required

Multi Choice | Skipped: 0 | Answered: 451 (100%)

 Hide Question



Hide contribution data

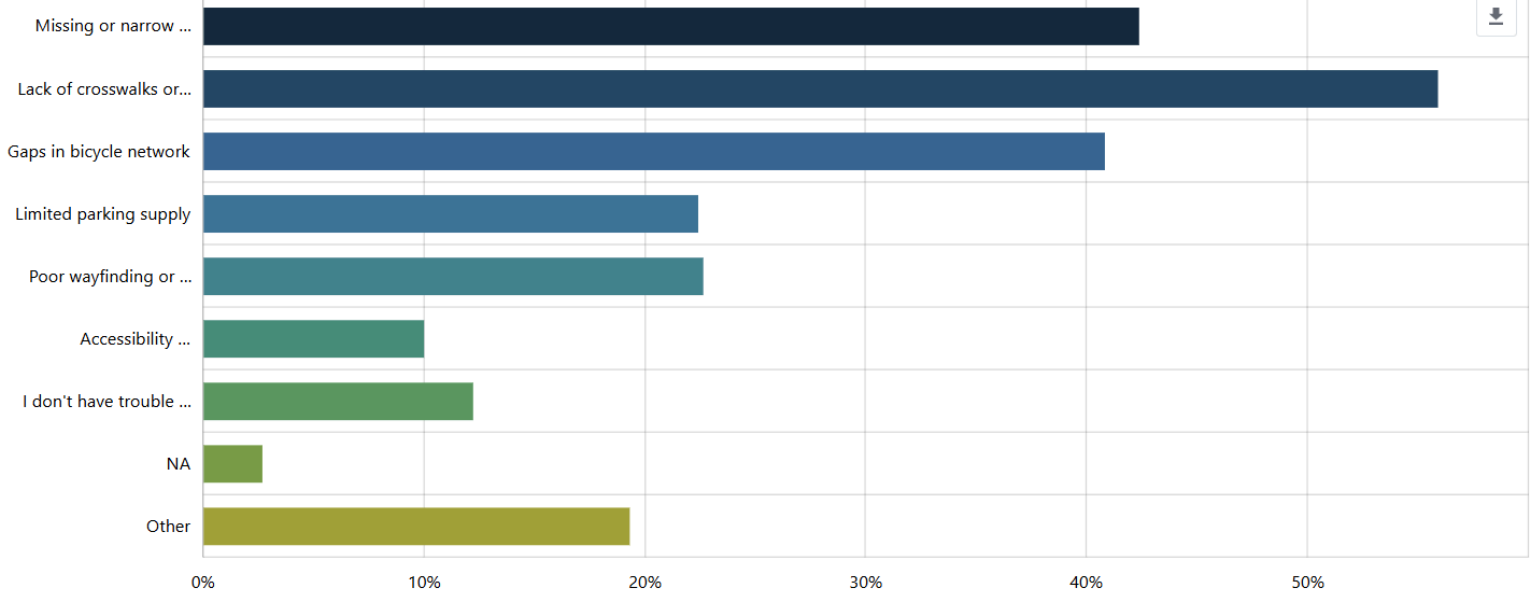
Traffic congestion or delays	35.03%	158
Missing or narrow sidewalks	40.35%	182
Difficult, missing, and/or unsafe crossings for people walking	56.76%	256
Gaps in bicycle network	34.81%	157
Poor lighting or visibility	10.42%	47
Difficulty accessing driveways or businesses	20.84%	94
Speeding or aggressive driving	47.01%	212
Other	15.96%	72
Total	100.00%	451

7

What makes it difficult to access destinations along North Main Street? Required

Multi Choice | Skipped: 0 | Answered: 451 (100%)

Hide Question

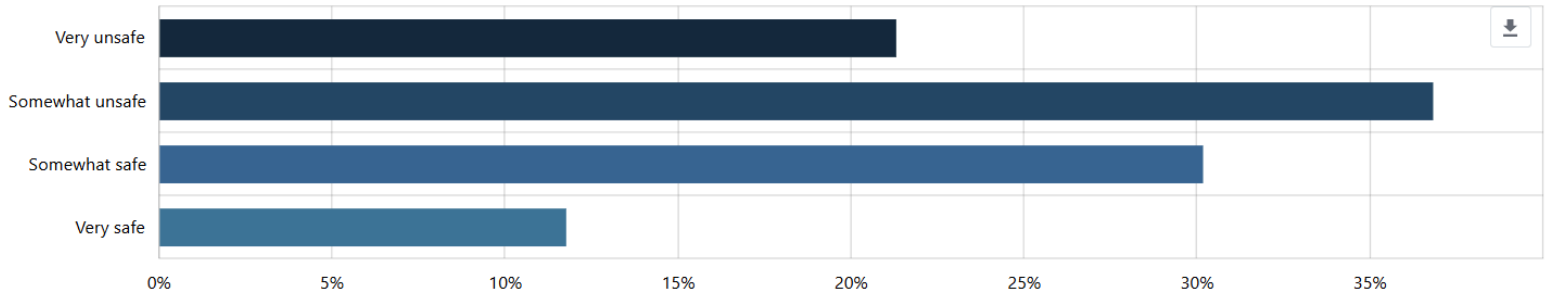


Missing or narrow sidewalks	42.35%	191
Lack of crosswalks or safe crossings	55.88%	252
Gaps in bicycle network	40.80%	184
Limited parking supply	22.39%	101
Poor wayfinding or signage	22.62%	102
Accessibility challenges for people with disabilities	9.98%	45
I don't have trouble accessing destinations along North Main Street	12.20%	55
NA	2.66%	12
Other	19.29%	87

8

How safe do you currently feel traveling along North Main Street? Required

Multi Choice | Skipped: 0 | Answered: 451 (100%)

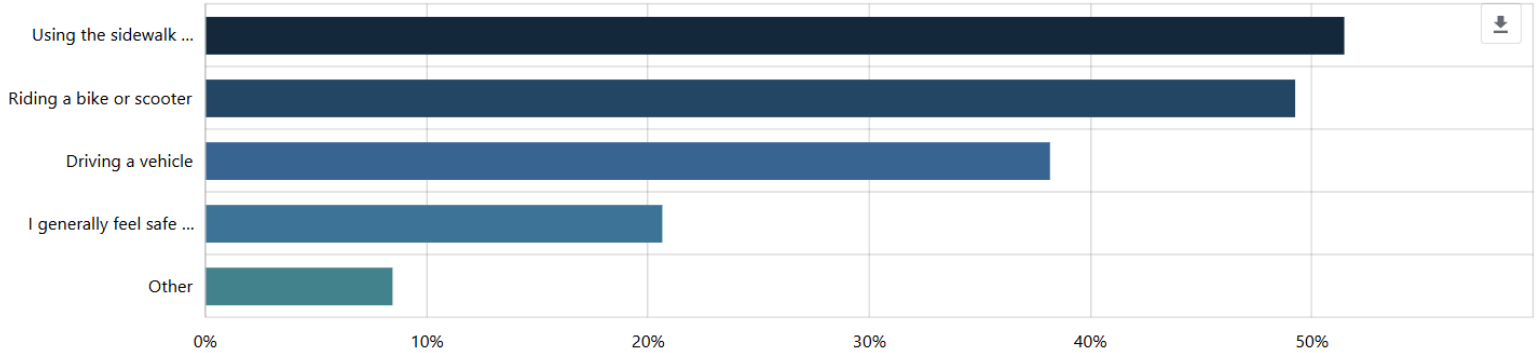
[Hide Question](#)

[Hide contribution data](#)

Answer Choices	Percent	Count
Very unsafe	21.29%	96
Somewhat unsafe	36.81%	166
Somewhat safe	30.16%	136
Very safe	11.75%	53
Total	100.00%	451

9

When do you feel unsafe while traveling along North Main Street? Required

Multi Choice | Skipped: 0 | Answered: 451 (100%)

[Hide Question](#)

[Hide contribution data](#)

Answer Choices	Percent	Count
Using the sidewalk and crosswalks	51.44%	232
Riding a bike or scooter	49.22%	222
Driving a vehicle	38.14%	172
I generally feel safe along the corridor	20.62%	93
Other	8.43%	38
Total	100.00%	451